

Setup Basics for *MFR CrewSense Roster Integration*

Configuring CrewSense and RescueNet FireRMS codesets for success.

There are 3 sets of Codes that MUST be translated successfully to assure that all Scheduled Apparatus and Personnel in CrewSense make the trip into RescueNet Roster:

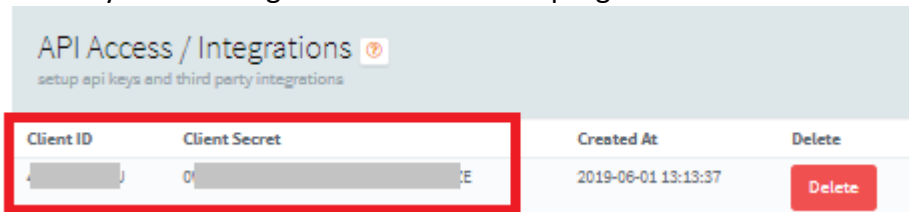
- | <u>CrewSense</u> | <u>RescueNet</u> |
|------------------|--------------------------|
| • EmployeeID | Personnel Code |
| • Work Codes | PayCodes |
| • Assignments | Appcode / Dept. Location |

This document will explain how to easily accomplish this Setup Task. Each step will be explained for the **CrewSense** user interface, and then for the **RescueNet** user interface.

The Rules Guys has developed a set of tools to assist in this Setup task.

- **CrewSense Tool:**

This tool requires that you provide your CrewSense API Access information. Below is a picture of where this information can be obtained in the “Admin -> System Setting” area of CrewSense program.



The 2 items needed are: “Client ID” and “Client Secret”, this will allow us to read your data.

- **Roster Setup Toolkit:**

This tool is a My Fire Rules program that allows you to automatically submit/transmit the RescueNet data directly from your SQL Server database to The Rules Guys webserver. Below is a picture of this program. You will need to have the “sa password” in order to setup this program, however after initial setup the program will handle all that is necessary to keep the “Translation Tables” needed up to date. Only the data that is absolutely necessary will be transmitted. We create our own Limited Control User.



Setup Basics for MFR CrewSense Roster Integration

Transmit creates and transmits a SQL Script containing your Lookup Tables to us.



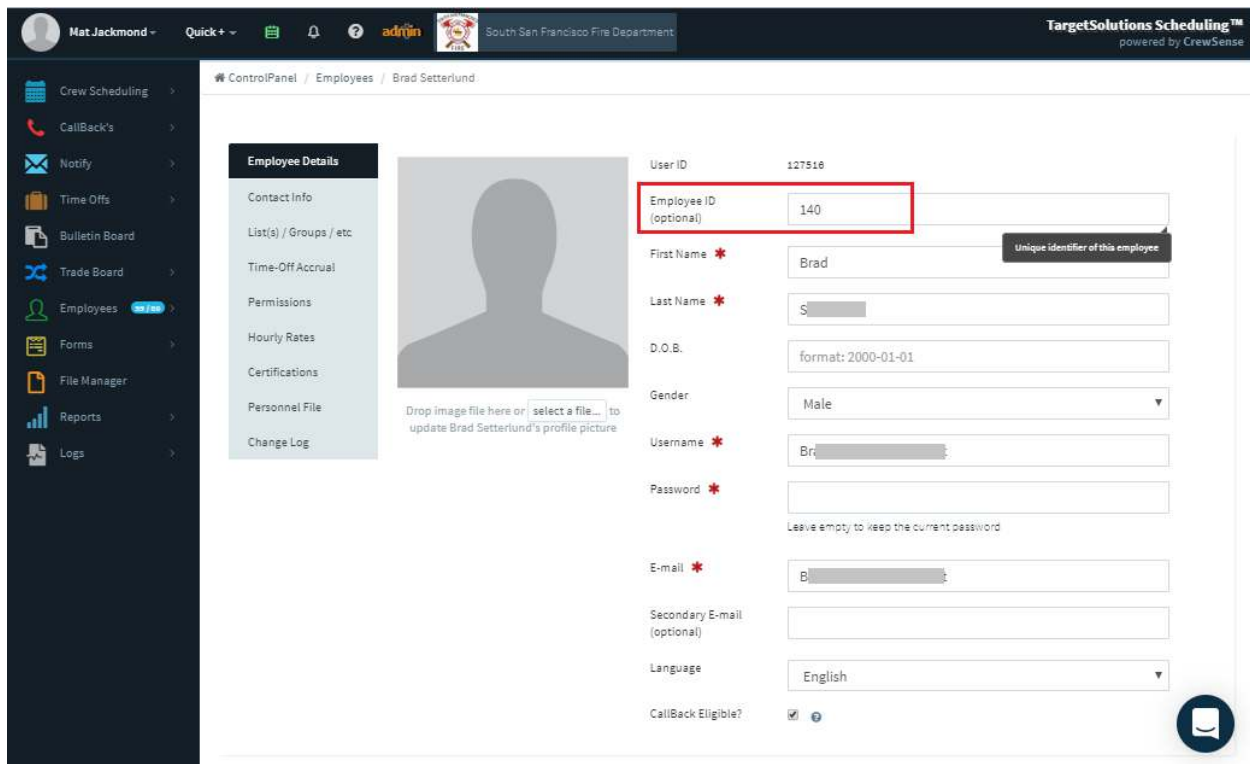
- **EMPLOYEE IDs**

- **CrewSense Employee ID:**

The Employee ID is an Optional field in CrewSense, and this is where the exact same code that is in your RescueNet Personnel Code needs to be entered.

User ID	127516
Employee ID (optional)	140
First Name *	Brad

Unique identifier of this employee



Setup Basics for MFR CrewSense Roster Integration

- **RescueNet Personnel Code:**

The Employee Number in RescueNet is what the "Employee ID" in CrewSense MUST EQUAL (exactly). It is found on the **Personnel -> Basic Info Screen**

Assignment Information

Start Date 10/02/2005 End Date

Employee Number 579 External CAD ID

NFIRS5

Personnel Information

Renshaw, Christopher

List Basic Info Communication Personal Attachments Scheduling Other Data LOSAP

Name and Address

First C Initial Last F Suffix

Address 3/ t

City State CA Zip 95

Assignment Information

Start Date 10/02/2005 End Date

Employee Number 579 External CAD ID

NFIRS5

Position 1 - Suppression Status

CAPT/P - Captain Paramedic Career

Login Information

Login Name CHR

Security Group Acting Battalion Chief

Change Password

Date Filtering Only

Responsible Level Station 72

Primary Secondary

Schedule Shift Rotation Shift C

Assigned To Station Station 72

Apparatus E172

NEMESIS v2

Setup Basics for MFR CrewSense Roster Integration

- **Work Type & Paycodes**

- **CrewSense Work Codes:**

In CrewSense, there are 2 places to find and edit the “Work Codes”; Time Off

Time Off Types / Codes
setup time off types and time off codes

Order	Name	Work Code	Min. time buffer to submit (hours)
+	Administrative Leave	ADL	0.00
+	Approved Leave (Special Circumst	APL	0.00
+	Approved School	AS	0.00
+	Bereavement Leave	BRL	0.00
+	Catastrophic Leave	CL	0.00
+	Compensatory Time Off	CTO	0.00
+	Court (Not Working)	CRT-	
+	Department Buisness	DB	0.00
+	Disability Leave	DL	0.00

Time Off Types / Codes Save options

Order	Name	Work Code	Min. time buffer to submit (hours)	Max. time buffer to submit (hours)	Exclusion Rule	* Link (employee) year	Color	Text Color	Subclasses	Requestable	Masked	Export as hours worked	Delete
+	Administrative Leave	ADL	0.00	0.00	0.00	0	●	○	Subclasses	☑	○	○	✖
+	Approved Leave (Special Circumst	APL	0.00	0.00	0.00	0	●	○	Subclasses	☑	○	○	✖
+	Approved School	AS	0.00	0.00	0.00	0	●	○	Subclasses	☑	○	○	✖
+	Bereavement Leave	BRL	0.00	0.00	0.00	0	●	○	Subclasses	☑	○	○	✖
+	Catastrophic Leave	CL	0.00	0.00	0.00	0	●	○	Subclasses	☑	○	○	✖
+	Compensatory Time Off	CTO	0.00	0.00	0.00	0	●	○	Subclasses	☑	○	○	✖
+	Court (Not Working)	CRT-		0.00	0.00		●	○	Subclasses	☑	○	○	✖
+	Department Buisness	DB	0.00	0.00	0.00	0	●	○	Subclasses	☑	○	○	✖
+	Disability Leave	DL	0.00	0.00	0.00	0	●	○	Subclasses	☑	○	○	✖
+	Family Sick Leave	FSL	0.00	0.00	0.00	0	●	○	Subclasses	☑	○	○	✖
+	Holiday	HOL		0.00	0.00		●	○	Subclasses	☑	○	○	✖
+	Jury Duty	JD	0.00	0.00	0.00	0	●	○	Subclasses	☑	○	○	✖
+	Light Duty	LD	0.00	0.00	0.00	0	●	○	Subclasses	☑	○	○	✖
+	Long Term Disability	LTD	0.00	0.00	0.00	0	●	○	Subclasses	☑	○	○	✖
+	Military Leave (Paid)	ML1	0.00	0.00	0.00	0	●	○	Subclasses	☑	○	○	✖
+	Military Leave (Unpaid)	ML2	0.00	0.00	0.00	0	●	○	Subclasses	☑	○	○	✖
+	Sick Leave	SL	0.00	0.00	0.00	0	●	○	Subclasses	☑	○	○	✖
+	Trade Time off	TRD-	0.00	0.00	0.00	0	●	○	Subclasses	☑	○	○	✖
+	Trade time off (union standby)	TRD-	0.00	0.00	0.00	0	●	○	Subclasses	☑	○	○	✖
+	Vacation	VAC	0.00	0.00	0.00	0	●	○	Subclasses	☑	○	○	✖
+	Without Pay (Full Pay)	WOP	0.00	0.00	0.00	0	●	○	Subclasses	☑	○	○	✖
+	Workers Comp	WC	0.00	0.00	0.00	0	●	○	Subclasses	☑	○	○	✖

Add new Time Off Type Save

Name

Work Code

CrewSchedule Color

CrewSchedule Text Color

Setup Basics for MFR CrewSense Roster Integration

And Work Types (On Duty)

Work Types / Codes
setup work types and work codes

Order	Name	Work Code	Make Default	Color	T
+	Regular Time	REG	Default		
+	Overtime	OT	Default		
+	Mandatory overtime	Mando	Default		
+	Compensatory Time Earned	CTE	Default		
+	Trade Time On	TRD+	Default		
+	Trade time on (union standby)	TRD+	Default		
+	Out of county	OOC	Default		
+	Station Back fill	BF	Default		
+	Acting Captain	A/C	Default		

Work Types / Codes
setup work types and work codes
Save options

Order	Name	Work Code	Make Default	Color	Text Color	Subclasses	Counts towards weekly limit	Counts towards monthly / quart / year limit	Include hours in Callback Rankings	Excludes from Callback	Tradeable	Pay rate multiplier	Delete
+	Regular Time	REG	default			Subclasses	<input checked="" type="checkbox"/>	<input type="checkbox"/>	<input type="checkbox"/>	<input checked="" type="checkbox"/>	<input checked="" type="checkbox"/>	x 1.00	
+	Overtime	OT	default			Subclasses	<input checked="" type="checkbox"/>	<input type="checkbox"/>	<input type="checkbox"/>	<input checked="" type="checkbox"/>	<input checked="" type="checkbox"/>	x 1.00	
+	Mandatory overtime	Mando	default			Subclasses	<input checked="" type="checkbox"/>	<input type="checkbox"/>	<input type="checkbox"/>	<input checked="" type="checkbox"/>	<input checked="" type="checkbox"/>	x 1.00	
+	Compensatory Time Earned	CTE	default			Subclasses	<input checked="" type="checkbox"/>	<input type="checkbox"/>	<input type="checkbox"/>	<input checked="" type="checkbox"/>	<input checked="" type="checkbox"/>	x 1.00	
+	Trade Time On	TRD+	default			Subclasses	<input checked="" type="checkbox"/>	<input type="checkbox"/>	<input type="checkbox"/>	<input checked="" type="checkbox"/>	<input checked="" type="checkbox"/>	x 1.00	
+	Trade time on (union standby)	TRD+	default			Subclasses	<input checked="" type="checkbox"/>	<input type="checkbox"/>	<input type="checkbox"/>	<input checked="" type="checkbox"/>	<input checked="" type="checkbox"/>	x 1.00	
+	Out of county	OOC	default			Subclasses	<input checked="" type="checkbox"/>	<input type="checkbox"/>	<input type="checkbox"/>	<input checked="" type="checkbox"/>	<input checked="" type="checkbox"/>	x 1.00	
+	Station Back fill	BF	default			Subclasses	<input checked="" type="checkbox"/>	<input type="checkbox"/>	<input type="checkbox"/>	<input checked="" type="checkbox"/>	<input checked="" type="checkbox"/>	x 1.00	
+	Acting Captain	A/C	default			Subclasses	<input checked="" type="checkbox"/>	<input type="checkbox"/>	<input type="checkbox"/>	<input checked="" type="checkbox"/>	<input checked="" type="checkbox"/>	x 1.00	
+	Acting Captain Overtime	A/CS	default			Subclasses	<input checked="" type="checkbox"/>	<input type="checkbox"/>	<input type="checkbox"/>	<input checked="" type="checkbox"/>	<input checked="" type="checkbox"/>	x 1.00	
+	Acting Engineer	A/E	default			Subclasses	<input checked="" type="checkbox"/>	<input type="checkbox"/>	<input type="checkbox"/>	<input checked="" type="checkbox"/>	<input checked="" type="checkbox"/>	x 1.00	
+	Acting Engineer Overtime	A/ES	default			Subclasses	<input checked="" type="checkbox"/>	<input type="checkbox"/>	<input type="checkbox"/>	<input checked="" type="checkbox"/>	<input checked="" type="checkbox"/>	x 1.00	
+	Acting Fire Chief	A/FC	default			Subclasses	<input checked="" type="checkbox"/>	<input type="checkbox"/>	<input type="checkbox"/>	<input checked="" type="checkbox"/>	<input checked="" type="checkbox"/>	x 1.00	
+	Acting Battalion Chief	ABC	default			Subclasses	<input checked="" type="checkbox"/>	<input type="checkbox"/>	<input type="checkbox"/>	<input checked="" type="checkbox"/>	<input checked="" type="checkbox"/>	x 1.00	
+	Acting Battalion Chief Overtime	ABCS	default			Subclasses	<input checked="" type="checkbox"/>	<input type="checkbox"/>	<input type="checkbox"/>	<input checked="" type="checkbox"/>	<input checked="" type="checkbox"/>	x 1.00	
+	Overtime Special Assignment	OTSP	default			Subclasses	<input checked="" type="checkbox"/>	<input type="checkbox"/>	<input type="checkbox"/>	<input checked="" type="checkbox"/>	<input checked="" type="checkbox"/>	x 1.00	
+	School	SCH	default			Subclasses	<input checked="" type="checkbox"/>	<input type="checkbox"/>	<input type="checkbox"/>	<input checked="" type="checkbox"/>	<input checked="" type="checkbox"/>	x 1.00	
+	Court (Working)	CRT+	default			Subclasses	<input checked="" type="checkbox"/>	<input type="checkbox"/>	<input type="checkbox"/>	<input checked="" type="checkbox"/>	<input checked="" type="checkbox"/>	x 1.00	
+	Other	OTH	default			Subclasses	<input checked="" type="checkbox"/>	<input type="checkbox"/>	<input type="checkbox"/>	<input checked="" type="checkbox"/>	<input checked="" type="checkbox"/>	x 1.00	

Add new Work Type Save

Name:

Work Code:

Crew/Scheduler Color:

Crew/Scheduler Text Color:

Pay Rate Multiplier:

Include in weekly limit

Include in monthly limit

Include in Callback-Rankings

Excludes from Callback

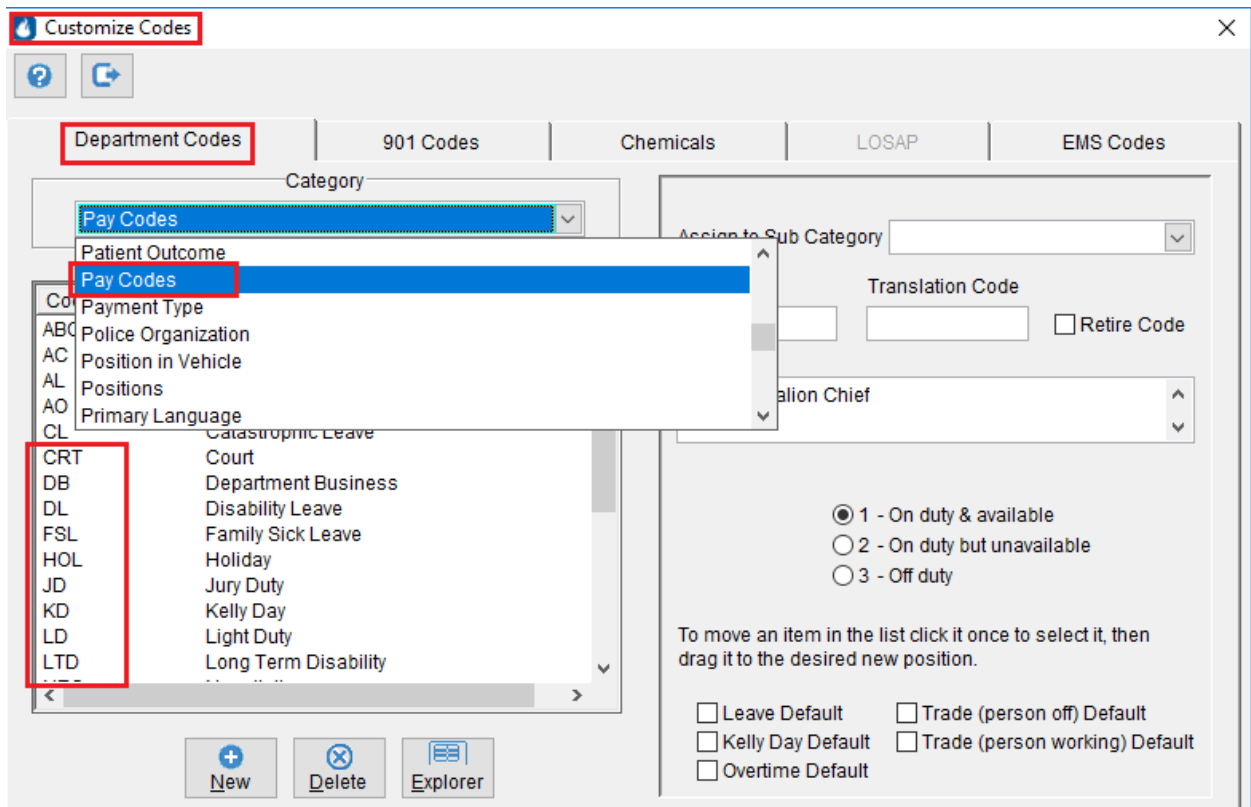
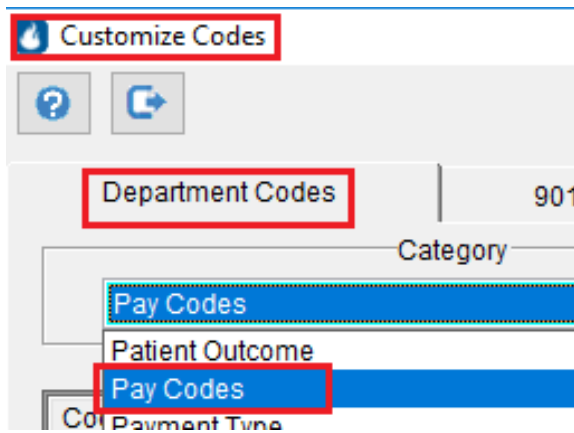
Tradeable



Setup Basics for MFR CrewSense Roster Integration

- **RescueNet PayCode:**

In RescueNet, these are both known as “PayCodes” and are found in the “Department Codes” Table in “Tools -> Customize -> Codes -> Department Codes -> Paycodes



Setup Basics for MFR CrewSense Roster Integration

If these CrewSense “Work Types /Codes” are NOT exactly the same as what are in RescueNet, here is the result:

The Status in Roster will NOT correctly show for those employees, and in fact they may not even be displayed in Roster.

rosempjno	rosapptno	rosapsid	enddate	paycode	statuscode	status
594	OES413	0IM0VQ65GDEFA	10/28/2019 07:30	OT	1	On duty and available
598	OES413	0IM0VQ65GDEFA	10/28/2019 07:30	REG	1	On duty and available
600	OES413	0IM0VQ65GDEFA	10/28/2019 07:30	OT	1	On duty and available
555	STEN	5JZ116LIWNOID	10/28/2019 07:30	OT	1	On duty and available
581			10/28/2019 07:30	SL	3	Off duty
589			10/28/2019 07:30	FSL	3	Off duty
582	E165	4XP15W5EUNOID	10/28/2019 07:30	Mando		
584	E165	4XP15W5EUNOID	10/28/2019 07:30	Mando		
595	E165	4XP15W5EUNOID	10/28/2019 07:30	Mando		
585	E171A	0IM0VPLUZDEFA	10/28/2019 07:30	Mando		
586	E171A	0IM0VPLUZDEFA	10/28/2019 07:30	Mando		
549	E172	4XP15V4TXNOID	10/28/2019 07:30	Mando		
596	E172	4XP15V4TXNOID	10/28/2019 07:30	Mando		
597	E172	4XP15V4TXNOID	10/28/2019 07:30	Mando		
580	E365	1B20VGHJ3NOID	10/28/2019 07:30	Mando		
579	E372	43W0F9MC4NOID	10/28/2019 07:30	Mando		
532	BC71	4XP15XMZNNOID	10/29/2019 07:30	REG	1	On duty and available

Here is the CrewSense Code:

Order	Name	Work Code	Make Default	Color	T
+	Regular Time	REG	Default	●	
+	Overtime	OT	Default	●	
+	Mandatory overtime	Mando	Default	●	
+	Compensatory Time Earned	CTE	Default	●	

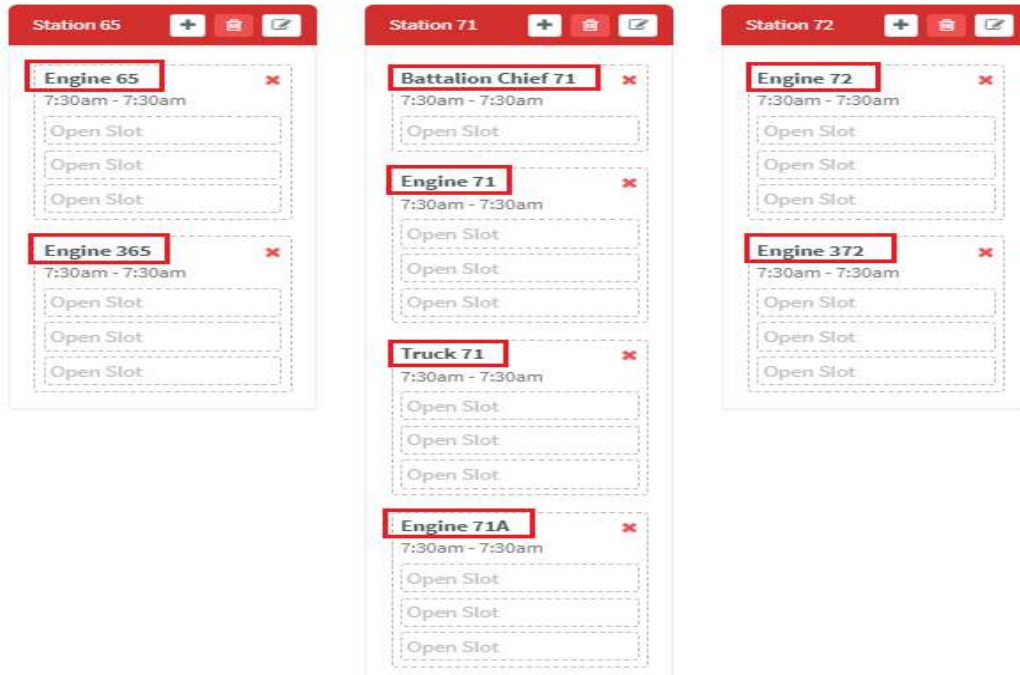
Here is the RescueNet Code:

PAYCODE	OT*	Overtime OES Available	1
PAYCODE	OT-MANDO	Mandatory Overtime	1
PAYCODE	OTH	Other	2

Setup Basics for *MFR CrewSense Roster Integration*

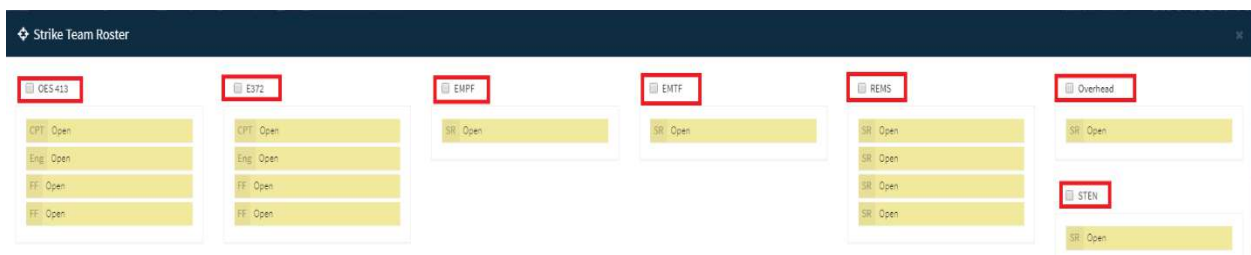
- Assignments / Unit ID or Location
- CrewSense Assignments:

The “Assignments” in CrewSense need to be mapped to a RescueNet Apparatus or Department Location. These assignments are a little confusing, because they are Defined, and then the Use of them is displayed (but not a Master List of Assignments). The Assignments are best visualized in the “Daily View Setup”. Each “Assignment” is best viewed as an “Apparatus”. Each “Assignment” will have to be “mapped” to a single “Apparatus” in RescueNet.



The “Codes” need not “match exactly” (as the EmployeeID and WorkTypes need to), however, in the “Matching Tool” is provided on the MyFireRules – CrewSense Login website to allow your Agency to correctly “Match” the Assignments to the “Location/Apparatus” in your Department Structure.

If you use the CrewSense “Strike Team Assignment” functionality in CrewSense, the Assignments look like this in that area, and these “Assignment” items will also need to map to a RescueNet Apparatus. Note, when these are “Deployed, CrewSense “renames them with “Strike Team – “ prepended to the beginning of the name; the actual NAME in RescueNet is the one displayed in the “Strike Team Roster” page (shown below).

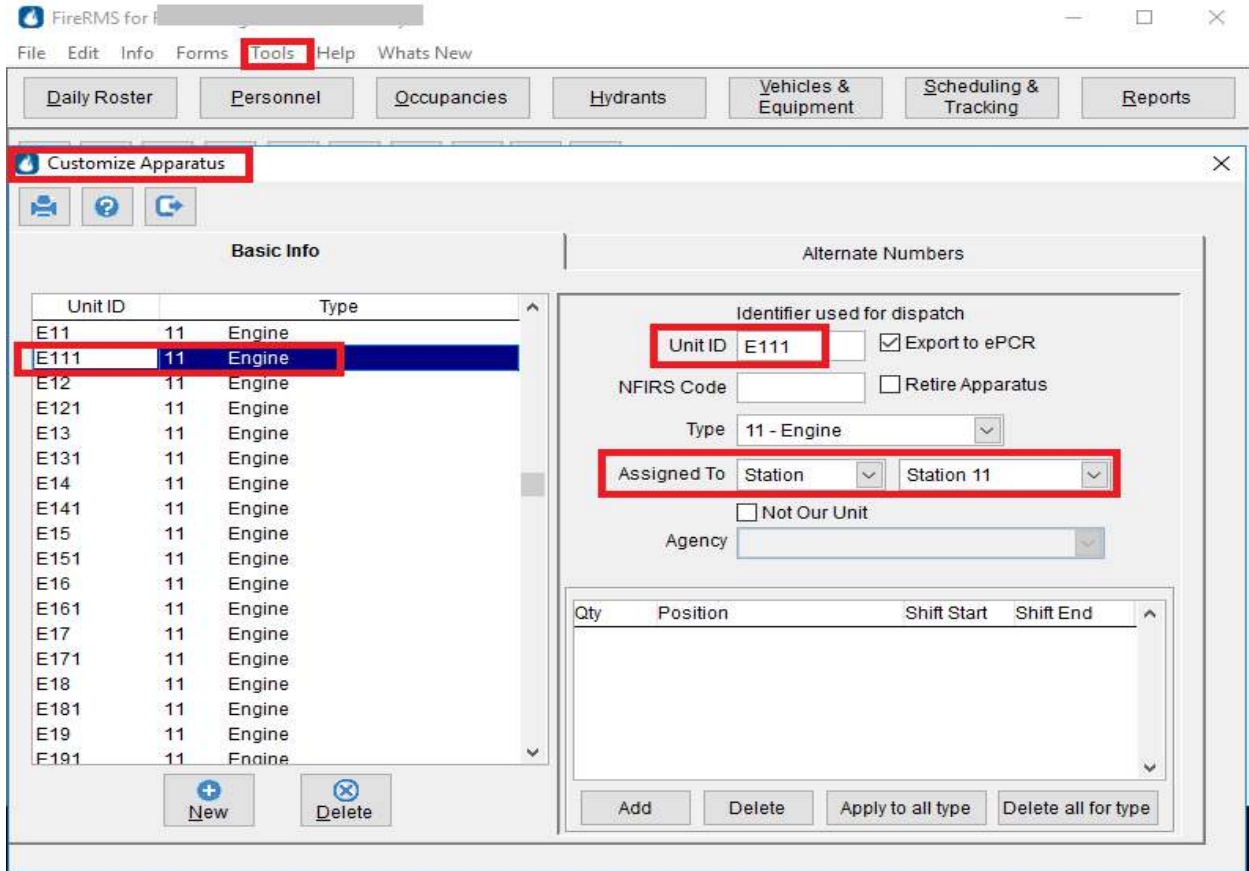


Setup Basics for MFR CrewSense Roster Integration

- **RescueNet Apparatus Code:**

RescueNet has UnitID listing in the “Tools -> Customize -> Apparatus” area.

This is the “typical” matching items for the CrewSense “Assignments”, however, personnel can also be assigned to a Battalion or Station.



Here is how they are “Mapped”.

rel	strCode	CS_UnitID	CS_Label	strDescription	strParentDesc	BAT	STN
	7130	0		Support appara...	Prevention	D3	
	BC71	35604	Battalion Chief 71	Chief officer car	Duty Battalion 71	B1	BC
	E165	35619	Engine 65	Engine	Station 65	B1	65
	E165A	0		Engine	Station 65	B1	65
	E171	35617	Engine 71	Engine	Station 71	B1	71
	E171A	36894	Engine 71A	Engine	Station 71	B1	71
	E172	35618	Engine 72	Engine	Station 72	B1	72
	E172A	0		Engine	Station 72	B1	72
	E365	36888	Engine 365	Brush truck	Station 65	B1	65
	E372	36893	Engine 372	Brush truck	Station 72	B1	72
	EMPF	34363	EMPF	Medical & resc...	OES Deployed	B1	OES
	EMTF	34375	EMTF	Medical & resc...	OES Deployed	B1	OES
	OES2	0		Support appara...	OES Deployed	B1	OES
	OES3...	0		Brush truck	OES Deployed	B1	OES
	OES3...	39822	Strike Team - E372	Brush truck	OES Deployed	B1	OES
	OES4...	38496	OES 413	Engine	OES Deployed	B1	OES
	OES7...	0		Engine	OES Deployed	B1	OES
	REMS	34377	REMS	Medical & resc...	OES Deployed	B1	OES
	STEN	34378	STEN	Chief officer car	OES Deployed	B1	OES
	T171	36892	Truck 71	Truck or aerial	Station 71	B1	71